

Project Name:	
Type:	

M9-U Series

9 Watts max | 110 - 277VAC


PRODUCT FEATURE

- Compact size maximizes design flexibility.
- 2.78" (L) x 1.36" (W) x 0.98" (H)
- Fully potted, suitable for dry and damp location applications
- Compatible with phase-cut; leading & trailing rdge dimmers
- UL8750 Class 2 and CE compliant
- Wide selection of pre-adjusted C/C outputs



ELECTRICAL SPECIFICATIONS

INPUT RANGE	:	100 - 277VAC / 0.3/ 0.15A; 47-63Hz
DC OUTPUT RANGE	:	Refer to Model selection table
EFFICIENCY	:	87% Typical
OUTPUT CURRENT REGULATION	:	±5%
PROTECTION	:	OCP, SCP, OVP - Auto Recovery
DIMMING	:	AC Phase - leading or trailing edge (110 or 220 only)
POWER FACTOR	:	> 0.97 at full load, 115VAC or 230VAC
OPERATION TEMP.	:	-20°C - + 50°C, Tc: 80°C
STORAGE TEMP.	:	-40°C - + 85°C
MTBF(@25°C)	:	>100,000 hours, MIL-217F
REGULATION COMPLIANCE	:	UL8750 or EN61347, EN55015, EN61547
DIMENSION	:	2.78" x 1.36" x 0.98" (L x W x H)



ENVIRONMENTAL

OPERATING TEMPERATURE	:	-20 to 50°C
STORAGE TEMPERATURE	:	-40 to + 85°C
HUMIDITY (NON-CONDENSING)	:	5% to 95%
COOLING	:	Convection
VIBRATION FREQUENCY	:	5 to 50Hz
MTBF	:	>100,00 Hours at full load and 25°C ambient conditions (MIL-217F)

WARRANTY

- See [Limited Warranty Policy](#) for more additional information.

MODEL SELECTION

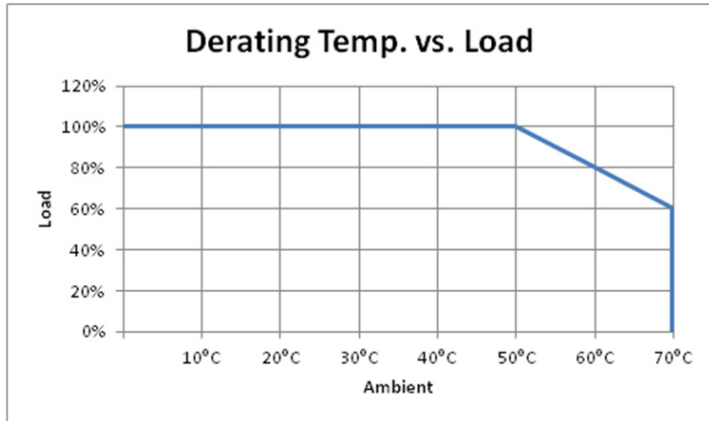
MODEL NUMBER	DC OUTPUT (VF)	MAX. OUTPUT (MA/WATTS)	MODEL NUMBER	DC OUTPUT (VF)	MAX. OUTPUT (MA/WATTS)
M9-U12-0750	9 ~ 12 VDC	870/ 10.5	M9-U36-0250	26 ~ 36 VDC	300/ 10.5
M9-U18-0500	12 ~ 18 VDC	580/ 10.5	M9-U42-0220	33 ~ 42 VDC	260/ 10.5
M9-U24-0375	16 ~ 24 VDC	450/ 10.5	M9-U48-0190	40 ~ 52 VDC	200/ 10.5
M9-U30-0300	23 ~ 30 VDC	350/ 10.5			

Project Name:	
Type:	

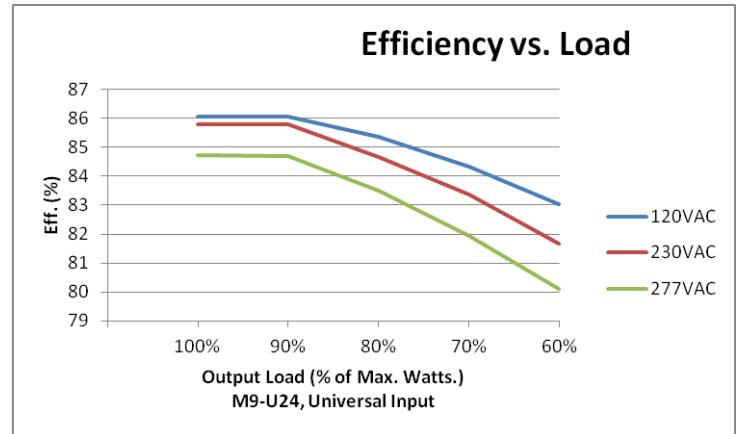
M9-U Series

9 Watts max | 110 - 277VAC

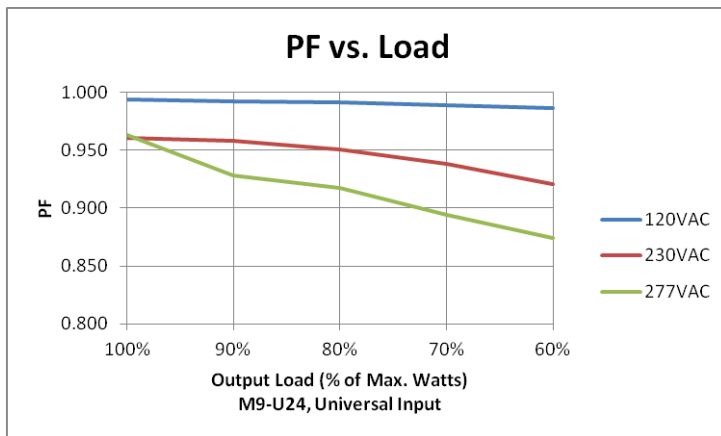
DE-RATING TEMP. VS. LOAD



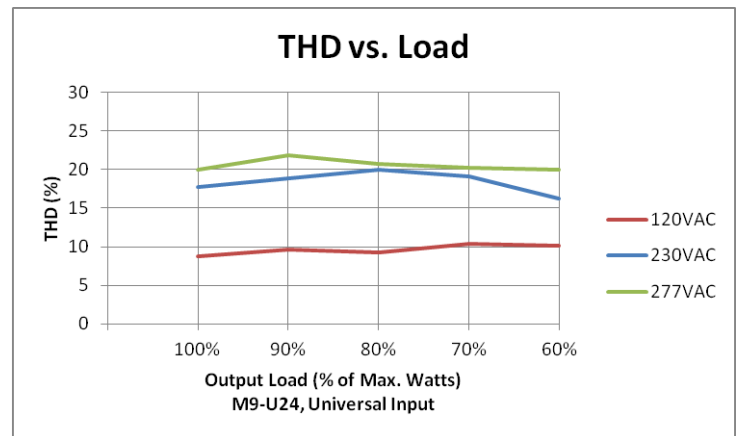
LIFE TIME VS. AMBIENT TEMP.



POWER FACTOR VS LOAD



THD VS. LOAD



MECHANICAL DRAWING M9-XYX-ZZZZ

Note: "-XP" is an optional feature. When ordered with "-XP", the maximum height is 0.94" (24mm)

