MAGTECH
The Power To Drive Innovations

Project Name:	
Type:	

Q68-Uxx Series

70 Watts max | 120 - 277VAC

PRODUCT FEATURE

- Universal Input range from 110VAC~304VAC, 50/60Hz
- Compact size maximizes design flexibility
- Fully potted, suitable for dry and damp location applications
- Versatile 4 in 1 dimming controls
- Intelligent wireless programming with Windows® GUI interface
- Output current & voltage can be programmed wirelessly
- UL8750 and CE compliant

WARRANTY

- See Limited Warranty Policy for more additional information.

MODEL SELECTION

INPUT SPECIFICATION	TEST CONDITION / NOTES	MINIMUM	NOMINAL	MAXIMUM	UNITS
Input Voltage		95	120 ~ 277	304	Vac
Input Current			0.9 ~ 0.3		A
Input Frequency		47	50/60	63	Hz
Power Factor	over full range, >50% load	0.92			
THD	over full range, >50% load			20	%
Dimming	0-10V note 1	5		100	%
Input Power			47		W
Efficiency	over full range, >65% load		87 typ.		%
Inrush Current				3	A
PROTECTION & SAFETY APPROVALS	**TEST CONDITION / NOTES**	**MINIMUM**	**NOMINAL**	**MAXIMUM**	**UNITS**
Input Under Voltage	Auto Recovery, Hiccup				Vac
Input Over Voltage	Auto Recovery, Hiccup				Vac
Input Fuse	Line only		2		A
Output Over Voltage Protection	Open circuit output voltage				Vdc
Output Short Circuit Protection	Auto Recovery, Hiccup				A
Over Temperature Protection	Shutdown Autorecovery		TBD		°C
Isolation Input/Output			2200		Vdc
Isolation Output/Ground			2200		Vdc
Safety Approvals			Approved		
Safety Standards	8750, 1310 or 60950				

ELECTRO-MAGNE COMPATIBILITY	TEST CONDITION / NOTES	STANDARD	PERFORMANCE CRITERIA
Conducted EMI		EN55015	
Radiated EMI		EN55015	
Line Voltage Fluctuation & Flicker		IEC61000-3-3	
ESD		IEC61000	
Harmonic Current Emission		IEC61000-3-2	
Radiated Field			
EFT		IEC61000	
Surge		IEC6100-4-5	2.5KV
Dips and Interruptions			

NOTE
1. Standard is dim to off; dimming performance vary based on LED and LED types.
2. The above specifications are tested with 65-100% of the maximum load.

MAGTECH INDUSTRIES CORP. Reserves the right to change specifications, drawings, dimensions without prior notice.
5625 Arville St. Suite A Las Vegas NV, 89129 | Tel 702-364-9998 | csupport@magtechind.com | www.magtechind.com

MAGTECH
The Power To Drive Innovations

Project Name:	
Type:	

Q68-Uxx Series

70 Watts max | 120 - 277VAC

ENVIRONMENTAL SPECIFICATIONS	TEST CONDITION/ NOTES	MINIMUM	NOMINAL	MAXIMUM	UNITS
Operating Temperature Range	case temperature	-25		+50	°C
De-rating		1% per deg. C from 50°C - 70°C			°C
Storage Temperature Range		-40		+85	°C
Humidity		5% - 95% non-condensing			%
Vibration					G
MTBF	25°C ambient	50,000			hrs
Ingress Protection		Dry, Damp, location			
POWER DERATING CURVES					
Plot Driver Efficiency versus Case Temperature		See chart			
Plot Driver Efficiency versus Load		See chart			
MECHANICAL SPECIFICATIONS					
Mechanical Drawings		Refer to mechanical drawings			
Connectors		Discrete wires			
Wiring Diagram		See Chart Below			
Location of Case Temperature					

OUTPUT SPECIFICATION	Q68-U54-C1690		Q68-U42-C2170		Q68-U24-C3000	
	CC	AUX (OPT.)	CC	AUX (OPT.)	CC	AUX (OPT.)
Output Voltage Range, Vdc	34-54	3.3	27-42	3.3	15-26	3.3
Vf Programmable Range, Vdc	27 ~ 54	N/A	20 ~ 42	N/A	15 ~ 26	N/A
Output Current (Max.), mA	--	200	--	200	--	200
If Adjustable Range, mA	1690 ~ 810	N/A	2170 ~ 1050	N/A	3000 ~ 1625	N/A
Current Adjust Resolution	5mA		5mA		5mA	
Maximum Output Power, W	70		70		70	
Line Regulation	±2.5%		±2.5%		±2.5%	
Load Regulation	±2.5%		±2.5%		±2.5%	
Ripple & Noise	125%		125%		125%	
Rise Time	< 1 sec.		< 1 sec.		< 1 sec.	
Start-up Delay	< 1 second	Not specified	< 1 second	Not Specified	< 1 second	Not Specified
Hold-up Time, mS	8	Not Specified	8	Not Specified	8	Not Specified
Load Range	50% - 100%	0% - 100%	50% - 100%	0% - 100%	50% - 100%	0% - 100%
NOTES: 1. Factory set at 48VDC/833mA 2. Factory set at 36VDC/1050mA 3. Factory set at 24VDC/1650mA						

MAGTECH INDUSTRIES CORP. Reserves the right to change specifications, drawings, dimensions without prior notice.
5625 Arville St. Suite A Las Vegas NV, 89129 | Tel 702-364-9998 | csupport@magtechind.com | www.magtechind.com

Project Name:	
Type:	

Q68-Uxx Series

70 Watts max | 120 - 277VAC

DE-RATING TEMP. VS. LOAD

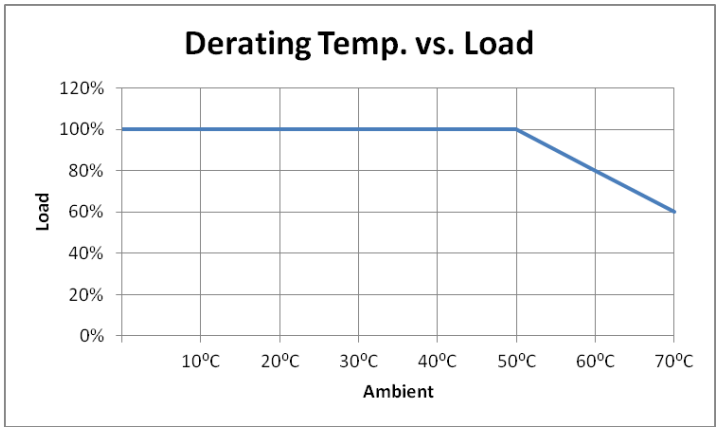

EFFICIENCY VS. LOAD

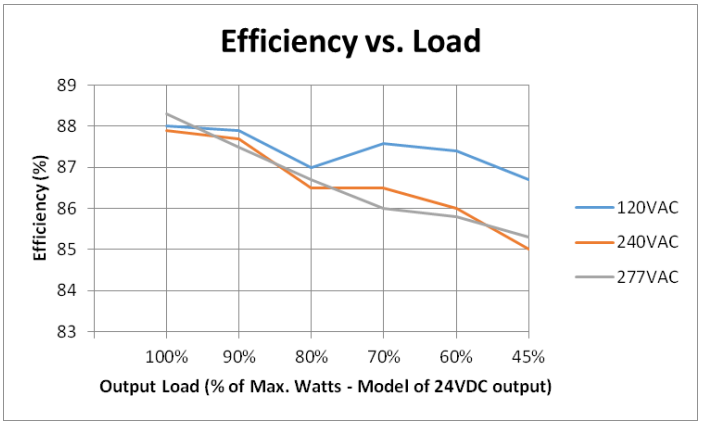

POWER FACTOR VS. LOAD

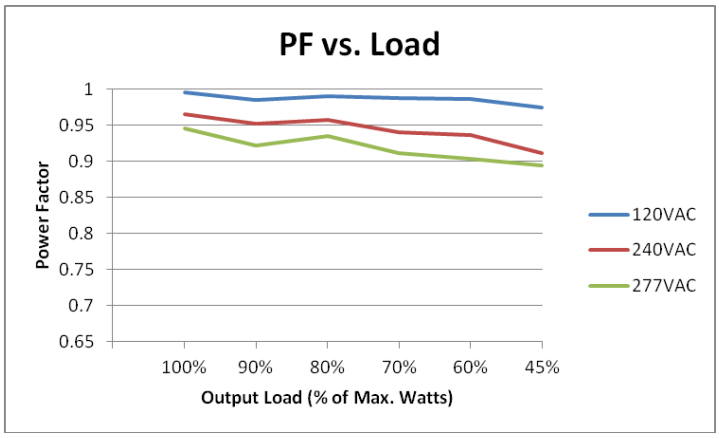

THD VS. LOAD

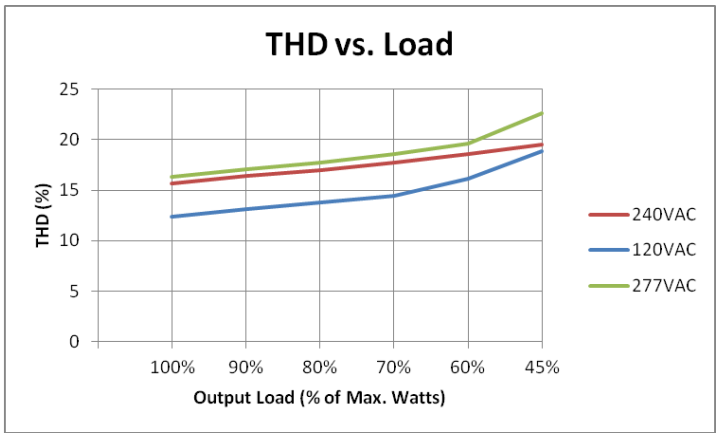

LIFE TIME VS. AMBIENT TEMP.

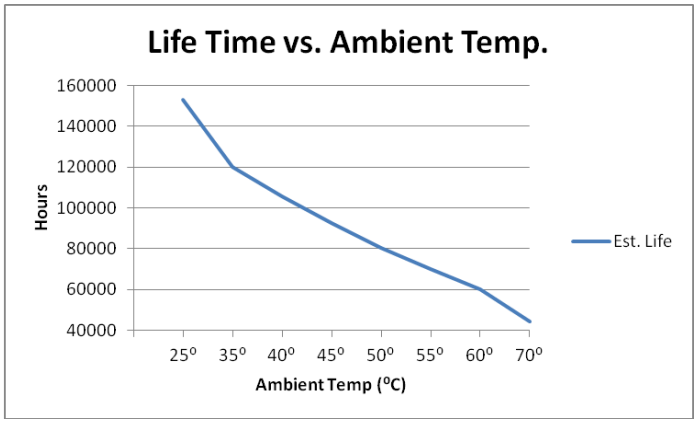

0-10V DIMMING CURVE

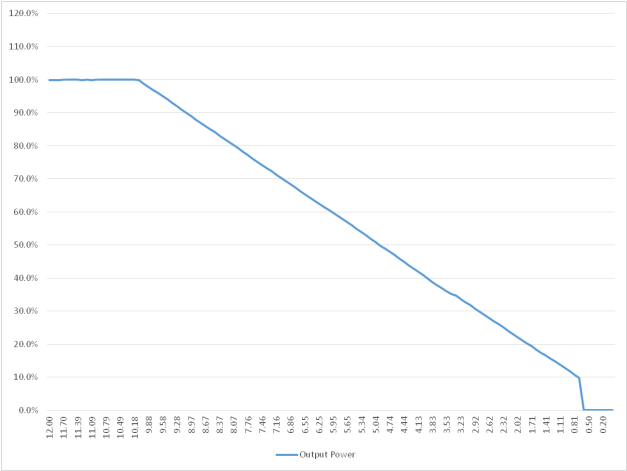

MAGTECH INDUSTRIES CORP. Reserves the right to change specifications, drawings, dimensions without prior notice.

5625 Arville St. Suite A Las Vegas NV, 89129 | Tel 702-364-9998 | csupport@magtechind.com | www.magtechind.com

Project Name:	
Type:	

Q68-Uxx Series

70 Watts max | 120 - 277VAC

DIMMING WIRING DIAGRAM

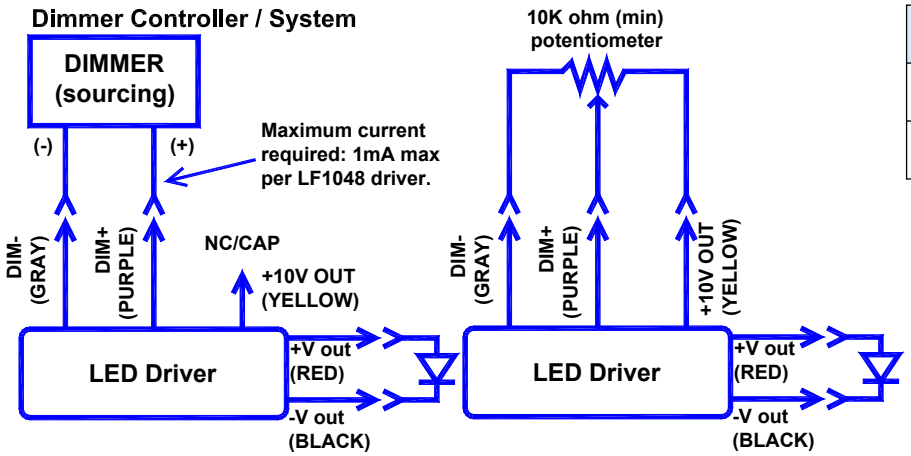

ORDERING P/N	DESCRIPTIONS
04-0105	iPOP Programming Tool
04-0106	iPOP Programming Software

MECHANICAL DRAWING Q22-UXX-XP-CYYYY

Note:
1. The combination of output current and voltage cannot exceed maximum rated power.
2. It is recommended to keep a minimum of 65% of rated load to maintain highest performance.

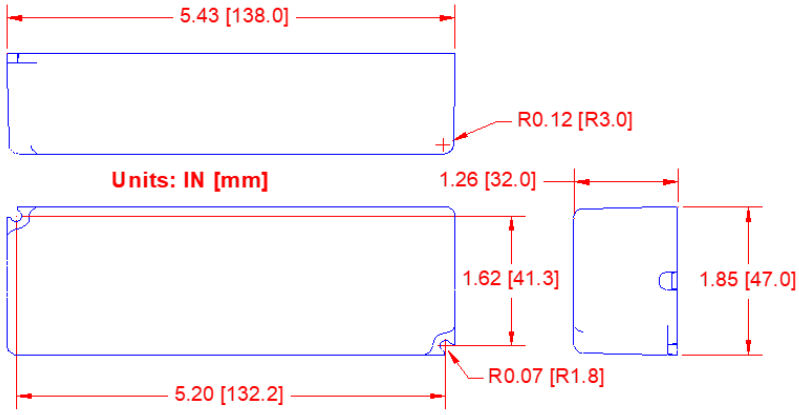

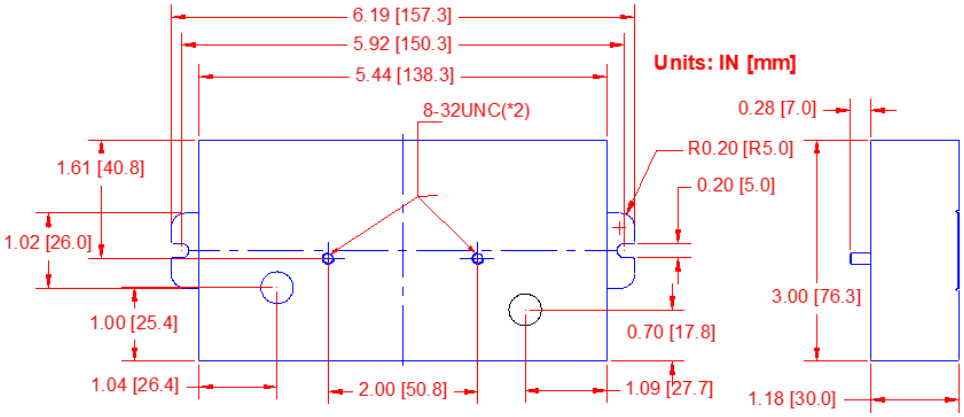

MAGTECH INDUSTRIES CORP. Reserves the right to change specifications, drawings, dimensions without prior notice.

5625 Arville St. Suite A Las Vegas NV, 89129 | Tel 702-364-9998 | csupport@magtechind.com | www.magtechind.com