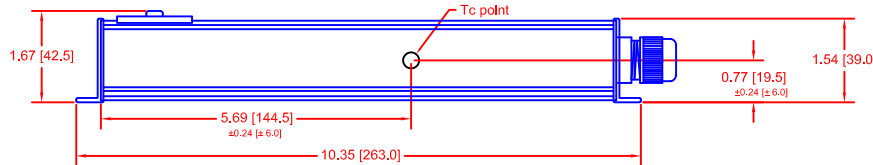
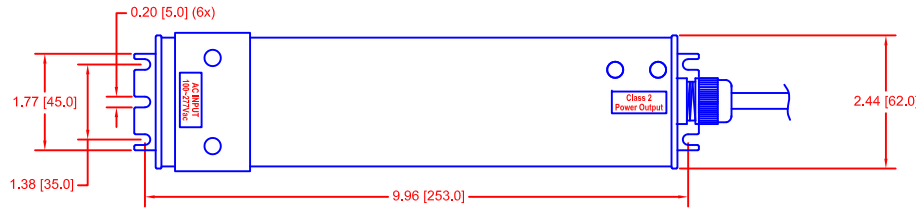

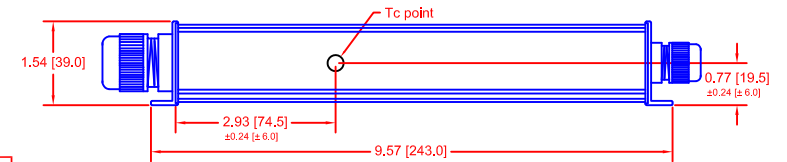
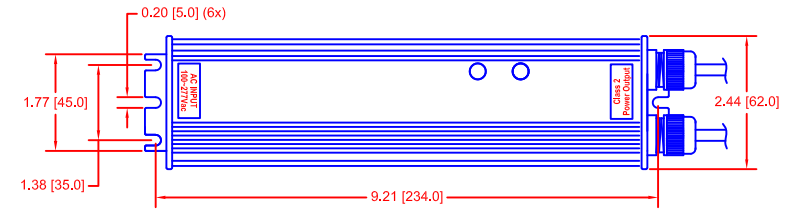
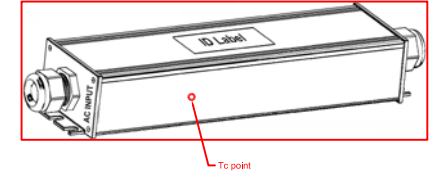


REVISIONS		
REV	DESCRIPTION	DATE
02	CHANGE FORMAT SIZE	11/19/2020
01	TOLERANCE ADDED	06/17/2011
00	RELEASE TO PRODUCTION	10/12/2010

LP1090-xx-GG-240  
LP1090-xx-GG-249

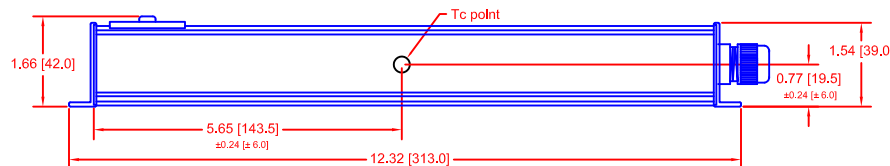
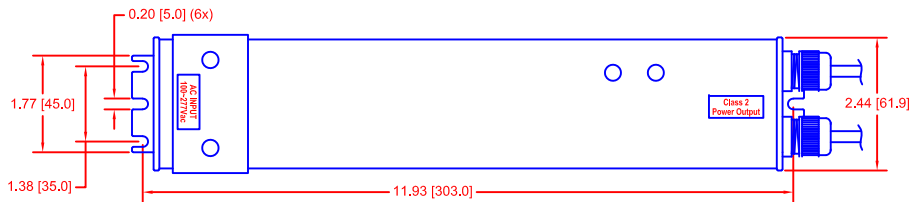
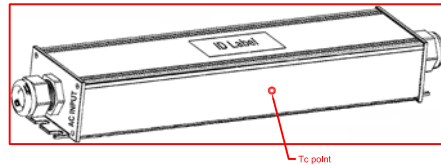


LP1090-xx-GG-220

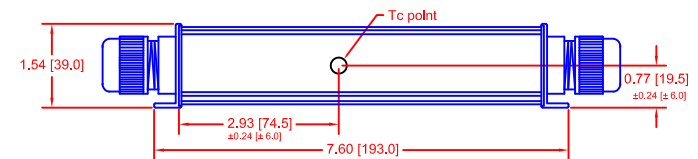
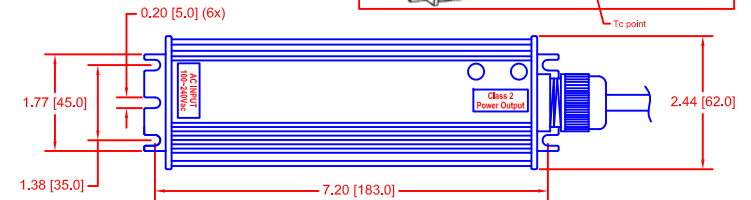
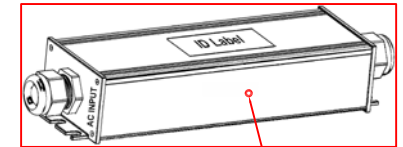


Tc=85°C

LP1090-xx-GG-290  
LP1090-xx-GG-298  
LP1090-xx-GG-299



LP1090-xx-GG-170



MANUFACTURED BY: E.S.

THIS ITEM IS THE PROPERTY OF MAGTECH INDUSTRIES AND CONTAINS PROPRIETARY CONFIDENTIAL AND TRADE SECRET INFORMATION. THE INFORMATION CONTAINED HEREIN MUST NOT BE USED, DISCLOSED OR REPRODUCED IN WHOLE OR IN PART WITHOUT PRIOR WRITTEN CONSENT FROM MAGTECH IND.

UNLESS OTHERWISE SPECIFIED DIMENSIONS IN INCHES (MM)		QC:			
TOLERANCES:					
XX DECIMALS ±	.05 (1.3)	T I T L E : <b>DRAWING, Tc POINT, LP1090</b>			
XX DECIMALS ±	.02 (0.5)				
.XXX DECIMALS ±	.005 (0.13)				
FRACTIONS ±	1/16				
DO NOT SCALE THIS DRAWING	APPROVAL DATE: ????	MODEL NO.	DWG NO.	REV. 02	SH OF 1 1
INTERPRET DRAWINGS PER ANSI Y14.5M	EFFECTIVE DATE: ????	LP1090	P07-0189		