

Q68 Series

Product Specifications

ANZ#: Z215e, January 30, 2014

High Power LED Driver	
Total Power	70 Watts max.
Input Voltages	110 ~ 277VAC
Number of Outputs	One

SPECIAL FEATURES

- Universal Input range from 100VAC~304VAC, 50/60Hz
- Versatile mechanical design maximizes design flexibility.
- Size: XP: TBD / XM:108.3x76.3x30mm (LxWxH)
- Fully potted, suitable for dry and damp location applications
- 4 in 1 Dimming Control plus “ENABLE” input
- UL8750 and CE compliant
- Wide selection of pre-adjusted C/C outputs (factory setting)

ENVIRONMENTAL

Operating temperature:	-40 to +50 ° C, Tc: 85 ° C
Storage temperature:	-40 to +85 ° C
Humidity (Non-Condensing):	5% to 95%
Cooling:	Convection
Vibration Frequency:	5 to 50 Hz
MTBF:	>100,000 Hours at full load and 25°C ambient conditions (TELC3 – Telcordia SR-332, Issue 3)



Picture shown above is not to scale

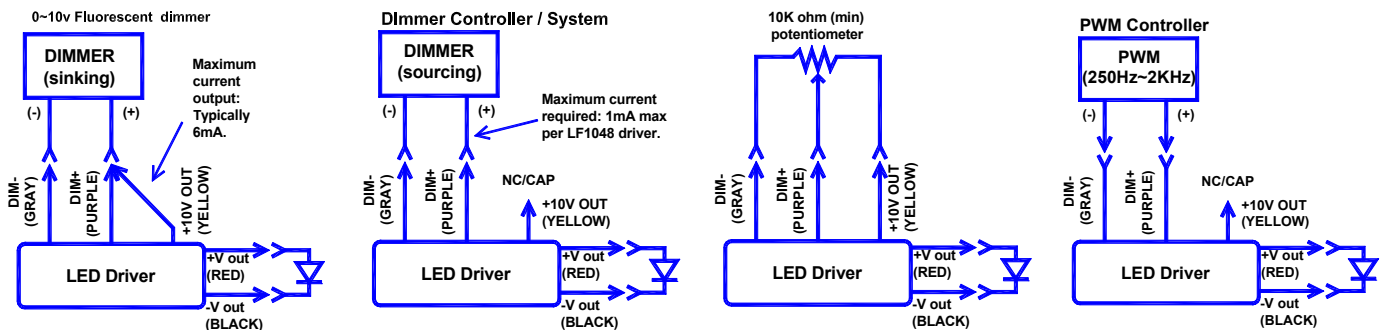
SPECIFICATIONS :

Input Range : 100 ~ 277VAC	Frequency : 47 to 63Hz
Power Factor: > 0.92 at 65% to 100% load, 115VAC or 230VAC	Inrush Current : 13.0 Amps max. at 230VAC, cold start 25°C
Input Current : 0.83 Amps max. at 115VAC	Efficiency : 87% Typical
Output Current Regulation : ±3%	Maximum Power : 70W
Protection : OCP, SCP, OLP – Auto Recovery	Leakage Current : 50uA typ.
Control : 0-10V dimmer; PWM (250-3KHz); Potentiometer; Enable	Dimension: XP: TBD / XM:108.3x76.3x30mm (LxWxH)
Hold up time: Half cycle min. at 120VAC and 80% rated load	Regulation Compliance: UL8750 or EN61347, EN55015, EN61547

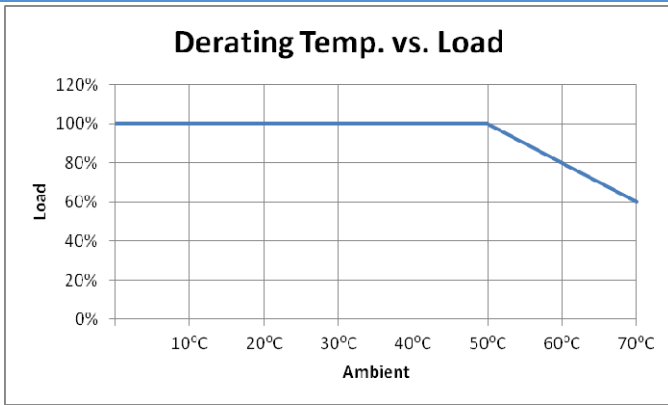
MODEL SELECTION :

Model Number	Constant Voltage Mode			Model Number	Constant Current Mode		
	V (DC)	A (mA)	Max. W		A (mA)	V (DC)	Max. W
Q68-U24-Xz	24, ±5%	2830	70	Q68-U24-Cyyyy-Xz	3150 ~ 1450	14 ~ 24	70
Q68-U36-Xz	36, ±5%	1880	70	Q68-U30-Cyyyy-Xz	2500 ~ 1200	19 ~ 30	70
Q68-U48-Xz	48, ±5%	1410	70	Q68-U36-Cyyyy-Xz	2080 ~ 950	23 ~ 36	70
Notes: 1. “Xz” is optional : “Blank” = 5VA plastic case ; “Xp” = 94V-0 plastic case ; “Xm” = stud-mount metal case 2. yyyy = Output current 3. 72VDC output is not UL certified; CV UL is pending.	Q68-U42-Cyyyy-Xz	1780 ~ 810	27 ~ 42	70			
	Q68-U48-Cyyyy-Xz	1560 ~ 710	30 ~ 48	70			
	Q68-U54-Cyyyy-Xz	1380 ~ 630	34 ~ 54	70			
	Q68-U72-Cyyyy-Xz	1050 ~ 480	47 ~ 72	70			

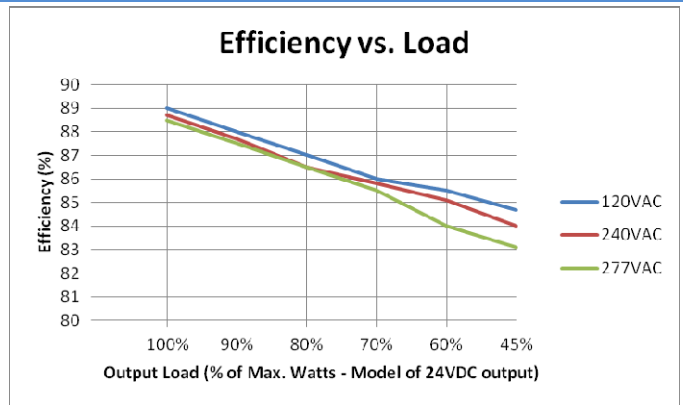
Dimming Wiring Diagram



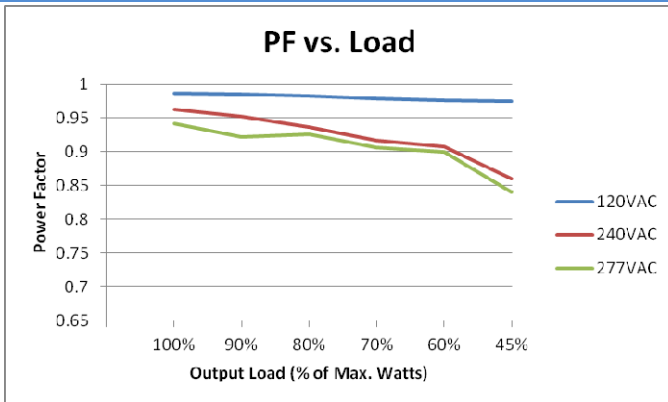
De-rating Temp. vs. Load



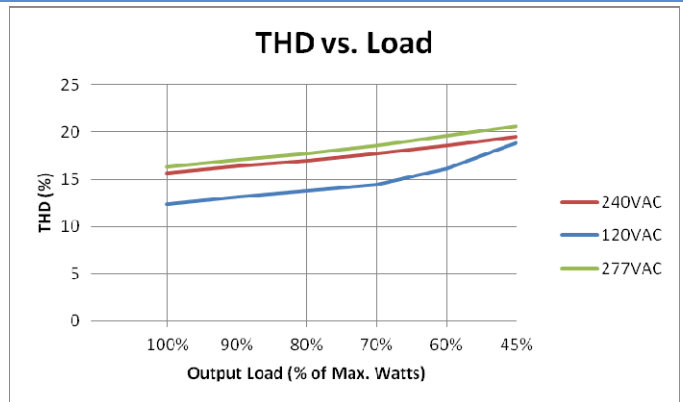
Efficiency vs. Load



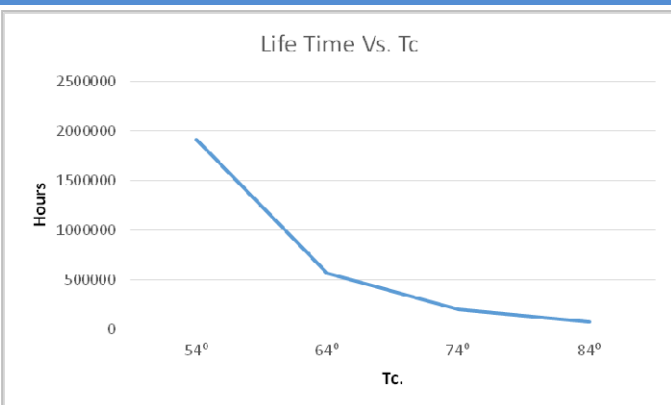
Power Factor vs. Load



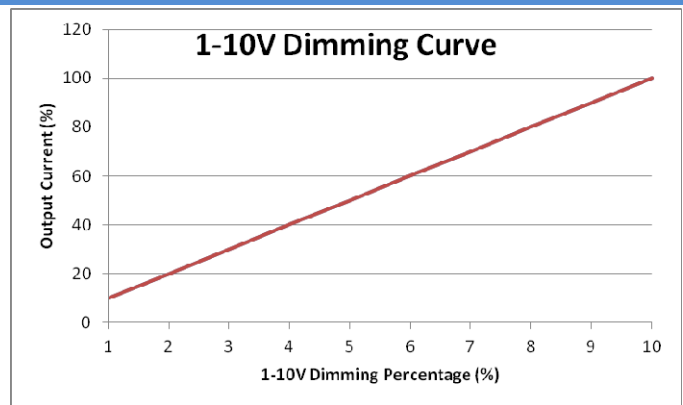
THD vs. Load



Life Expectancy vs. Tc



1-10V Dimming Curve



MECHANICAL SPECIFICATION : Q68-UXX-CYYYY

-XP, plastic enclosure

-XM, metal stud-mount enclosure (Preliminary)

